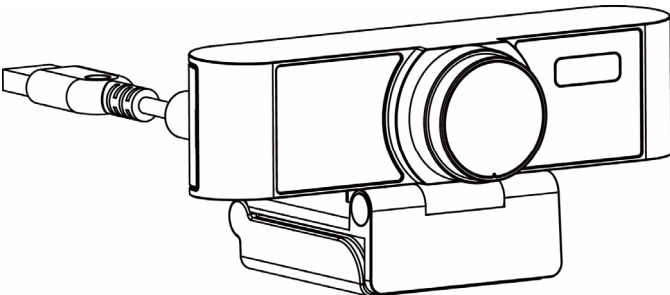
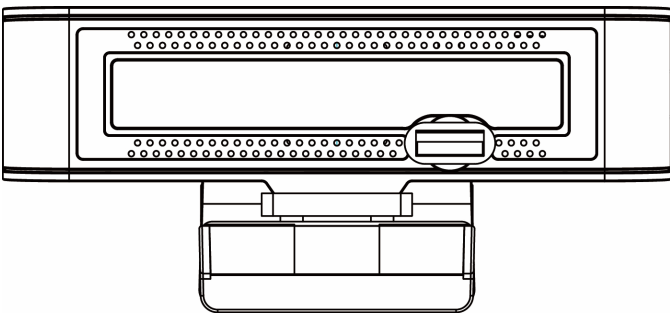
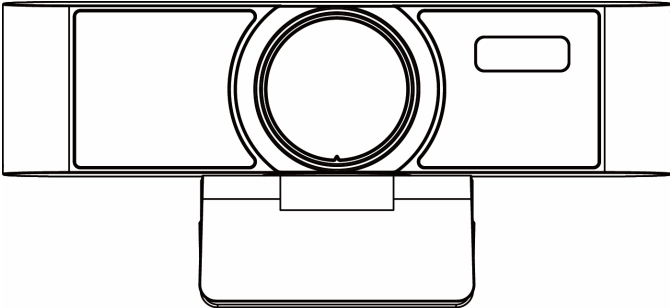


1080P Ultra-Wide Field USB Camera Quick Start

1 Product Appearance



2 Packing List

Name	Quantity
Camera	1
Quick Start	1

3 Product Features

1080P Full HD Wide Angle

Support 1080P full HD, and can provide 1080P@30fps/25fps image coding output. At the same time, it is compatible with 720P equal resolution downwards, with wide field of view angle, and the maximum horizontal field angle can be achieved 83°/84°(Support Auto Focus)/110°.

USB 2.0

Full-featured USB 2.0 interface, power supply, video and audio all in one.

Built-in Microphone

Built-in microphone array, unique noise suppression algorithm, make your voice perfect presentation.

EPTZ

There is no need for mechanical transmission, which realizes more accurate rotation, no noise, more reliable and durable pan-tilt function.

Low-light

The application of 2D and 3D noise reduction algorithm greatly reduces the image noise. Even under the condition of ultra-low illumination, it still keeps the picture clean and clear, and the SNR of image is as high as 55dB.

Easy Installation

Standard damping bracket support, suitable for market 100% monitor, easy installation, stable and reliable.

4 Product Specifications

Camera	
Sensor	1/2.8", CMOS, Effective Pixel: 2.07M
Scanning Mode	Progressive
Lens Mount	M12
Lens 1	Focus: f=3.2mm, FOV: 83°
Lens 2	Focus: f=3.5mm, FOV: 84° (Support Auto Focus)
Lens 3	Focus: f=2.2mm, FOV: 110°
Minimal Illumination	0.5 Lux @ (F2.0, AGC ON)
Shutter	1/30s ~ 1/10000s
White Balance	Auto, Indoor, Outdoor, One Push, Manual, VAR
Camera bracket	bracket with damper
Digital Noise Reduction	2D, 3D digital noise reduction
Backlight Compensation	Support
Digital Zoom	4x
USB Features	
Operate System	Windows 7/8/10, Mac OS X, Linux, Android
Color / Compression	MJPEG/YUY2/H.264
Video Format	1080P@30fps/25fps, 720P@30fps/25fps, 960x540P@30fps/25fps, 640x360P@30fps/25fps
USB Communication Protocol	UVC 1.1
EPTZ	Support
Input/Output Interface	
USB Interface	1 x USB 2.0: Type A
Physical Parameter	
Input Voltage	5V (USB power supply)
Current Consumption	0.27A
Operating Temperature	-10°C ~ 40°C

Storage Temperature	-40°C ~ 60°C
Power Consumption	1.4W
Size	118mm x 37.2mm x 30.8mm (without bracket)
Net Weight	0.093 Kg (without bracket)

5 Safety Precautions

Careful Transportation

Transportation, custody and installation process to prevent heavy pressure, violent vibration, immersion damage to the product.

Careful Installation

This product should be placed on the smooth desktop. The shell of the product is an organic material and is strictly prohibited from contact with any liquid, gas or solid material that may cause corrosion to the shell.

Do not Unauthorized Disassemble

This product has no parts which can be repaired by the user. The damage caused by the user's own disassembly is not covered by warranty.




Notice

Electromagnetic fields at specific frequencies may affect image of machine.

6 Camera Installation

When the monitor thickness is less than or equal to 45mm, the mounting method can be selected to mount the conference camera product on the monitor. The specific installation is shown in the following figure:



7 Maintenance and Troubleshooting

Camera Maintenance

- If the camera is not in long-term use, please disconnect the power switch after use.
- Use soft cloth or cotton paper to remove dust from the camera housing.
- When cleaning the camera lens, please use dry soft cloth to wipe, if dirt is serious, use neutral cleaner gently. Do not use strong or corrosive detergent, lest the lens scratch, affect the image effect.

Avoid Using

- The camera should avoid shooting particularly bright objects, such as sunlight, lights, etc.
- The camera should not work under unstable lighting conditions, otherwise the image will flash.
- Do not use around facilities that can transmit high-power radio waves, such as television station or radio-transmitting station.

Troubleshooting

Image have jitter after the camera is properly connected.

- 1) Check whether the camera installed position be stabled.
- 2) Check whether have vibrating machinery or object near the camera.

8 Toxic and Harmful Substances

Part Name	Toxic or harmful substances or elements					
	(Pb)	(Hg)	(Cd)	(CrVI)	(PBB)	(PBDE)
Metal	x	O	O	O	O	O
Plastic	O	O	O	O	O	O
Glass	x	O	O	O	O	O
Circuit board	x	O	O	O	O	O
Power	x	O	O	O	O	O
Attached	x	O	O	O	O	O

This form is compiled in accordance with SJ/T 11364.

O: Indicates that the content of the hazardous substance in all homogenized materials of the component is subject to the limit specified in GB/T 26572.

x: Said the hazardous substance in at least one of the components homogenized material content in excess of the GB/T 26572 limit requirements, and there are no mature alternatives.

9 Warranty Card

If failure caused by non-human causes occurs within one year from the date of purchase of the machine, you may enjoy the warranty service of the product. Any of the following circumstances is not covered by the warranty:

- Without disassemble, modification such as fault causes.
- Use of an environment does not conform to requirements of the product.
- Irresistible factors, such as fire, earthquake, lightning strike, etc.
- Warranty card does not match the product number or it is altered.

User Name	
User Address/Post Code	
Contact Number	
Product Model	
Product Series	
Purchasing Date	
Invoice No.	
Sales Department	

User save, lost or not compensated

Sales Department: (seal)